

## IP CABLING TRANSMISSION – Active Series

### ITEM NO.: IP02EP IP Extender with Power over Coax 500M



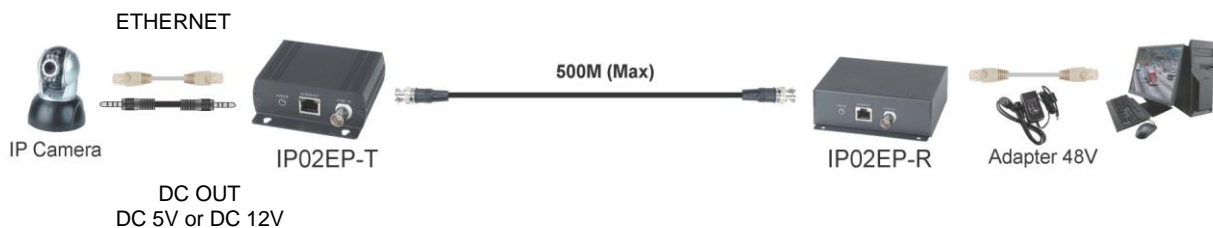
IP02EP IP extender is designed to extend any TCP/IP devices for long range transmission up to 500M over existing coaxial cable. The benefit could send power to camera use over same coax cable. It is perfect to add one IP camera with power over existing CCTV analog video camera environment. It is a great surveillance solution for sending IP video links to remote camera installation that are beyond the 100 meters distance limit of Ethernet and also provide camera power together.

### IP02EP IP Extender with Power over Coax 500M

- Extend IP camera signal and power together over existing coaxial cable.
- **Provide power to IP camera DC5V or DC12V.**
- **Long range transmission up to 500 meters (Max.)**
- Support 10/100BASE-T transmission rate.
- Perfect to upgrade the analog camera system into IP CCTV application.
- Plug and play for easy installation.

### Installation View:

1. Connect IP02PT, IP02PR with coax cable at both ends before powering.
2. Power input use external DC 48V adapter to provide IP camera power DC5V/DC12V.



To make sure the transmission quality, you could setup the DIP Switch based on the cable distance, a longer distance setup to lower data rate; a short distance could be setup at higher data rate.

### Cable:

**Link cable use high quality 75Ω coaxial cable.**

### RJ45 Define:

Ethernet Cable (Use TIA/EIA-568-B)

- |                 |         |
|-----------------|---------|
| 1. Orange-White | TX+     |
| 2. Orange       | TX-     |
| 3. Green-White  | RX+     |
| 4. Blue         | Reserve |
| 5. Blue-White   | Reserve |

- 6. Green                   RX-
- 7. Brown-White        Reserve
- 8. Brown                Reserve

**DIP Switch Setting :**

IP02ET Uplink data rate setting

- 1 2
- ↑ ↑ 21Mbps (default)
- ↓ ↑ 25Mbps
- ↑ ↓ 28Mbps
- ↓ ↓ 36Mbps

IP02ER Uplink data rate setting

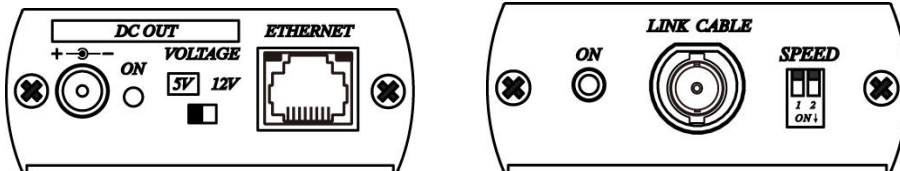
- 1 2
- ↑ ↑ 3Mbps (default)
- ↓ ↑ 4Mbps
- ↑ ↓ 9Mbps
- ↓ ↓ 11Mbps

**LED Indication:**

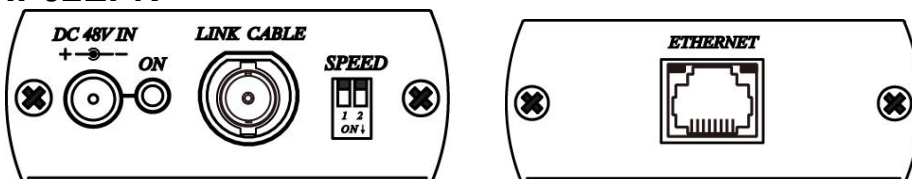
- Green    : Power ON/OFF
- Blue     : Power output DC 5V
- Red      : Power output DC12V
- Yellow   : Ethernet 10/100Mbps linking
- Green    : Flash → Data transmission

**Panel View:**

**IP02EPT**



**IP02EPR**



## Specifications:

ITEM NO.	IP02EPT	IP02EPR
Transmission Interface	RJ45 x 1(Ethernet) ,BNC x 1 (75 Ω)	
Power Input Connector	BNC ( DC48V)	DC JACK 2.0mm x 1 (DC 48V 0.83A 40W)
Power Output Connector	DC JACK 2.5mm x 1 (DC 5V 2A , DC 12V 1A)	BNC ( DC48V)
Data , Power Switch	DIP SW 2P2 x 1,SLIDE SW 2 step x 1	DIP SW 2P2 x 1
LED Indication	RJ45 (Yellow/Green) x 1 Power (Green) x 1, Power output (Blue/Red) x1	RJ45 ( Yellow/Green) Power ( Green) x 1
Linking Cable	75Ω coax cable	
Ethernet Speed	10/100 Mbps	
Data Rate	Uplink : 36Mbps , Downlink : 11Mbps	Uplink : 11Mbps, Downlink:36Mbps
Transmission Distance	500 M (Max)	
Power Consumption	28W	28W
Temperature	Operation: 0 to 70°C , Storage: -20 to 85°C , Humidity: up to 95%	
Dimension           mm	67 x 102 x 27	67 x 103.7 x 27
Weight               g	180	180

RoHS   

Rev.A